

# RCA Ceiling Speaker Brackets


Setup Date: Immediately    Takedown Date: N/A

Missing or Damaged Items: Call (700) RCA-HELP


Contents: • 1 set RCA Ceiling Brackets

Description: Follow the instructions below to install your rear speakers for the RCA Digital Entertainment Center.

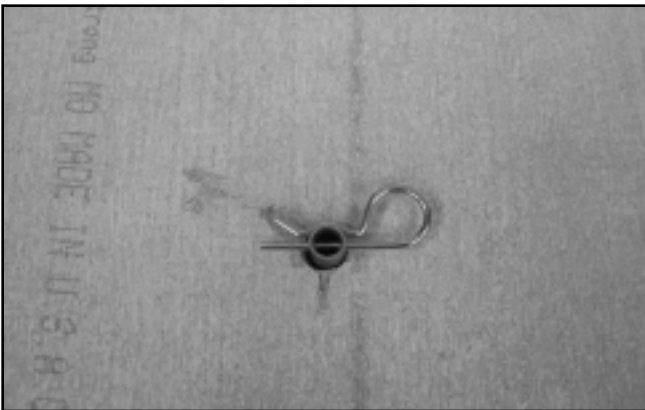
Applicable to these stores: **All Stores**




Step 1:  
Place the metal bracket over the ceiling tile and push the support pin through the bracket and tile.



Step 2:  
Attach support pin to metal bracket along with speaker support bar.



Step 3:  
Secure support pin to ceiling tile with lock key.



Step 4:  
Attach a 40-4082 or 40-4083 speaker to metal speaker plate and support bar. Secure to speaker with supplied screw.



## We're here to help!

Visual Imaging is dedicated to providing you with the tools necessary to help improve the image and appearance of RadioShack. If you're in need of merchandising advice or have suggestions that you think might help make RadioShack the best place to shop in America, please contact the store visual planner assigned to your division:

Northeast Division	Shawn Steesy	(817) 415-0879
Southeast Division	Ed Springer	(817) 415-6757
Midwest Division	Jeannie Pirtle	(817) 415-0896
West Division	Keith Rieders	(817) 415-7864
Hawaii/Caribbean	Sue Ramos	(817) 415-2337

# RCA Ceiling Speaker Brackets

Setup Date: Immediately    Takedown Date: N/A

Missing or Damaged Items: Call (700) RCA-HELP

Contents: • 1 set RCA Ceiling Brackets

Description: Follow the instructions below to install your rear speakers for the RCA Digital Entertainment Center.

**Applicable to these stores: All Stores.**



Step5:  
Place tile and speaker bracket in ceiling and connect.



## We're here to help!

Visual Imaging is dedicated to providing you with the tools necessary to help improve the image and appearance of RadioShack. If you're in need of merchandising advice or have suggestions that you think might help make RadioShack the best place to shop in America, please contact the store visual planner assigned to your division:

<b>Northeast Division</b>	Shawn Steesy	(817) 415-0879
<b>Southeast Division</b>	Ed Springer	(817) 415-6757
<b>Midwest Division</b>	Jeannie Pirtle	(817) 415-0896
<b>West Division</b>	Keith Rieders	(817) 415-7864
<b>Hawaii/Caribbean</b>	Sue Ramos	(817) 415-2337